

W5AM Evaporator Coil for R-454B Refrigerant A Coil, Cased, Multipoise

Product Data

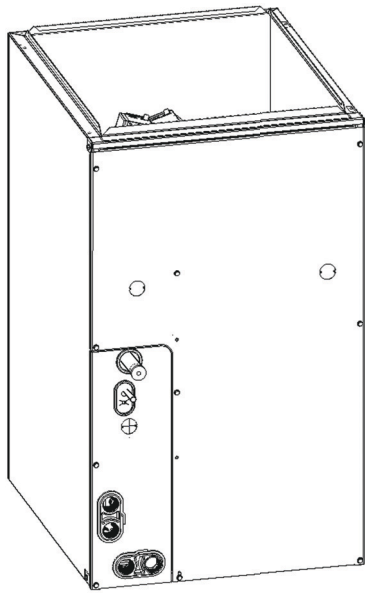


Fig. 1 – W5AM

A240150



A200449GEN

The W5AM evaporator coil incorporates proven standards for reliable system operation and performance throughout the life of this quality Air Conditioner or Heat Pump system. These quality evaporator coils, manufactured and installed as part of a total comfort system, provide AHRI-rated performance ratings and are additionally listed with UL and c-UL.

This coil is available for use with R-454B Refrigerant only. It is a cased A-coil that is housed in a durable, 24-gauge, pre-painted taupe metallic cabinet. The fully insulated cabinet (foil faced with R-2.1 insulation properties) provides for quiet efficient operation of the evaporator coil. This multipoise coil offers the most in installation application flexibility; one coil for a variety of applications with fewer SKUs to stock.

DESIGN FEATURES

Performance

Designed with performance in mind, this new A-coil offers low pressure drops to enhance system performance and airflow characteristics.

Thermostatic Expansion Valves (TXV)

All coils have refrigerant-specific, factory-installed TXVs.

Durable Condensate Pans (2)

The corrosion-resistant drain pans, one for vertical applications and one for horizontal, are designed in a “fiberglass reinforced thermoset polyester” material (FRTP) that offers unsurpassed pan strength. It is engineered with proper slope in both pans to help ensure water drainage, improved moisture removal, and home comfort.

Refrigerant Connections

Provided with industry proven sweat connections for leak-free operation to maintain system reliability. All models come from the factory with enough length of straight tube to accommodate braze-less compression fittings.

The side mounting tubing to the coil slabs allows for easy cleaning/servicing of the coils, as well as easy access to the TXV.

Dissipation System

All models are shipped with a complete A2L (R-454B) dissipation system, which is required for installation.

Table 1 – Dissipation Parts List

Component	Location
Refrigerant Sensor	Factory Installed
Sensor Wire Harness	Factory Installed
Leak Dissipation Control Board	Parts Box
Dissipation Board Housing	Parts Box
Power Wire Harness	Parts Box

Burst Pressure

Meets or exceeds burst pressure of 2100 psi, which is at least three to five times the pressure it would see in actual application.

UV Knockouts

This cased coil comes with factory-installed UV knockouts for quick and easy installation of UV lights.

Serviceability

Comes with a “split delta plate” for easy, quick access to the coil for service and cleaning. Also, after the door is removed, the coil is removable from the front of the unit without use of any tools.

Warranty

- Default 5-year parts limited warranty:
 - 10-year parts limited warranty with timely registration*. Equipment must be registered within 90 days of original installation, except in jurisdictions where warranty benefits cannot be conditioned on registration.
- * Applies to original purchaser/homeowner and not available to subsequent owners, except in jurisdictions where laws dictate otherwise.

See Warranty certificate for complete details and restrictions.

MODEL NUMBER NOMENCLATURE

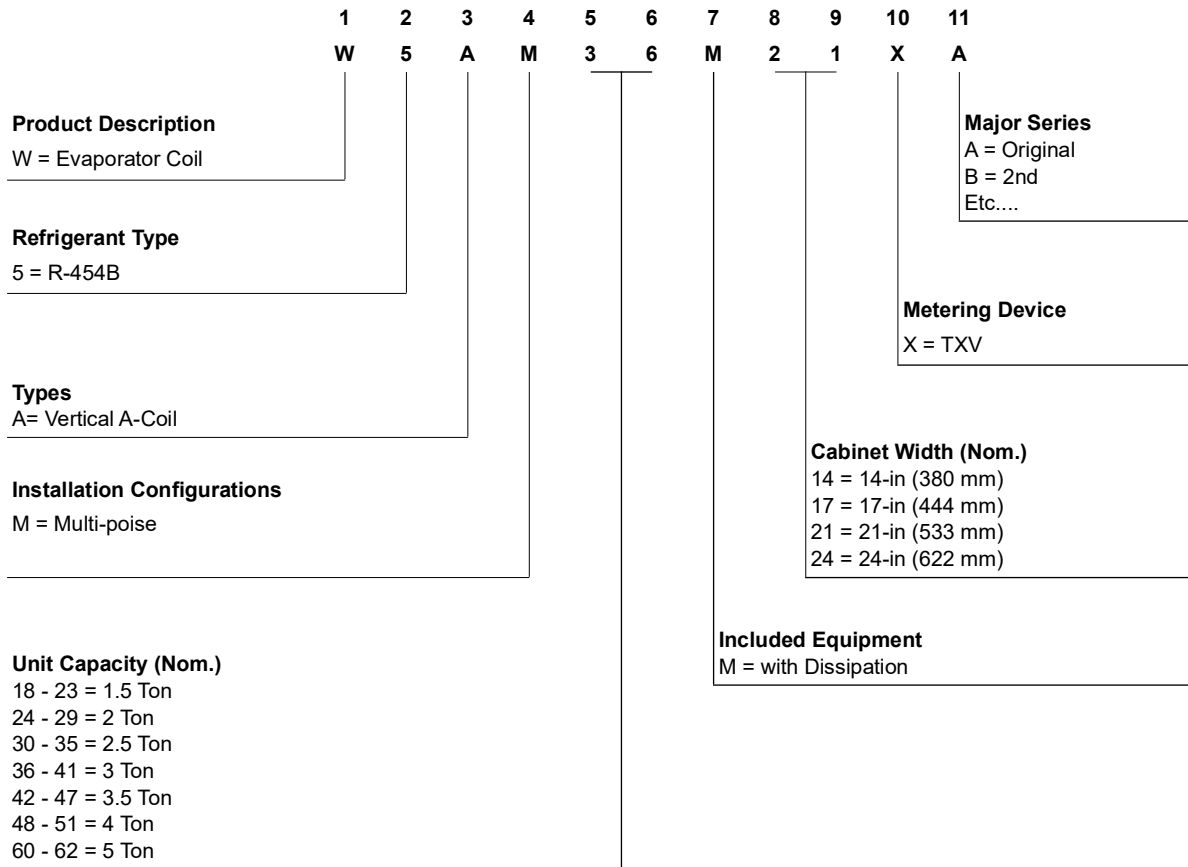
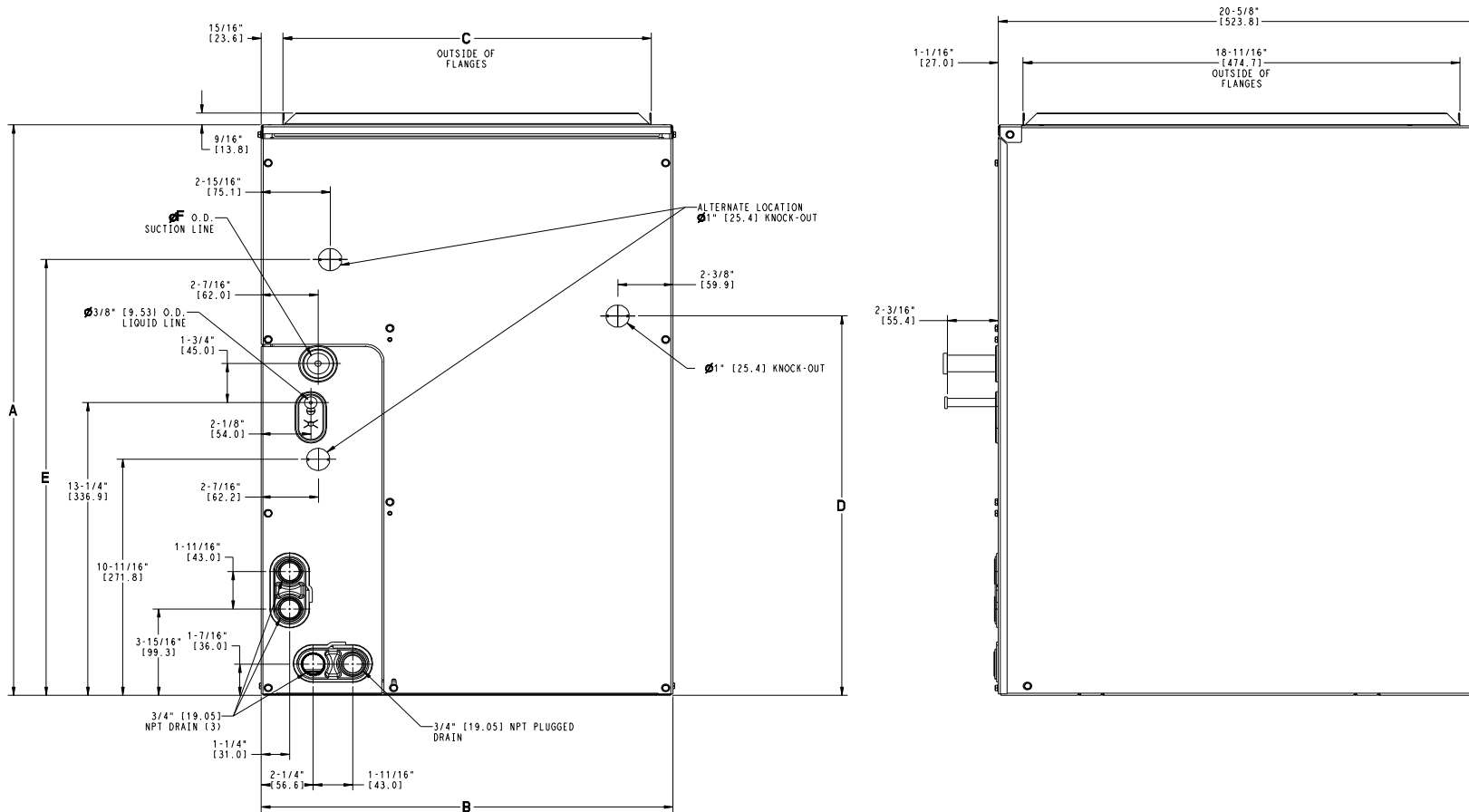


Table 2 – Accessories

Part Number	Description
NAHB00101CA	Coil Adapter Kits - No Offset
NAHB00201CA	Coil Adapter Kits - Single Offset
NAHB00301CA	Coil Adapter Kits - Double Offset
ACAWHNDIS01A	Alternate Wire Harness/Relay Kit — Higher Airflow
ACAINTDIS10A	CNN / Communicating Plug (10-pack)

DIMENSIONS

UNIT	SERIES	A		B (Cabinet Width)		C		D		E		F (Suction Line)		OPERATING WEIGHT		SHIPPING WEIGHT		SHIPPING HEIGHT		SHIPPING WIDTH		SHIPPING DEPTH	
		INCH	MM	INCH	MM	INCH	MM	INCH	MM	INCH	MM	INCH	MM	Lbs	Kgs	Lbs	Kgs	INCH	MM	INCH	MM	INCH	MM
W5AM24M14XA	1	25 13/16	655.6	14 3/16	360.4	12 7/16	315.9	17 3/16	436.6	-	-	5/8	15.9	50.1	22.7	54.5	24.7	26.6	676.1	14.8	376.4	23.4	595.1
W5AM24M17XA	1	25 13/16	655.6	17 1/2	444.5	15 3/4	400.0	10 11/16	271.5	-	-	5/8	15.9	54.2	24.6	58.6	26.6	23.6	599.9	18.1	460.5	23.4	595.1
W5AM25M17XA	1	29 3/4	755.6	17 1/2	444.5	15 3/4	400.0	19 3/4	501.6	19 3/4	501.6	5/8	15.9	68.6	31.1	73.0	33.1	30.5	775.0	18.1	460.5	23.4	595.1
W5AM30M14XA	1	25 13/16	655.6	14 3/16	360.4	12 7/16	315.9	17 3/16	436.6	19 3/4	501.6	3/4	19.1	54.5	24.7	60.0	27.2	26.6	676.1	14.8	376.4	23.4	595.1
W5AM30M17XA	1	25 13/16	655.6	17 1/2	444.5	15 3/4	400.0	17 3/16	436.6	19 3/4	501.6	3/4	19.1	61.0	27.7	66.5	30.2	23.6	599.9	18.1	460.5	23.4	595.1
W5AM36M17XA	1	29 3/4	755.6	17 1/2	444.5	15 3/4	400.0	19 3/4	501.6	19 3/4	501.6	3/4	19.1	66.4	30.1	73.0	33.1	30.5	775.0	18.1	460.5	23.4	595.1
W5AM37M17XA	1	25 13/16	655.6	17 1/2	444.5	15 3/4	400.0	17 3/16	436.6	19 3/4	501.6	3/4	19.1	59.9	27.2	66.5	30.2	23.6	599.9	18.1	460.5	23.4	595.1
W5AM42M21XA	1	29 3/4	755.6	21	533.4	19 1/4	489.0	19 3/4	501.6	19 3/4	501.6	7/8	22.2	72.3	32.8	80.0	36.3	30.5	775.0	21.6	549.4	23.4	595.1
W5AM43M21XA	1	29 3/4	755.6	21	533.4	19 1/4	489.0	19 3/4	501.6	19 3/4	501.6	7/8	22.2	78.3	35.5	86.0	39.0	30.5	775.0	21.6	549.4	23.4	595.1
W5AM48M21XA	1	29 3/4	755.6	21	533.4	19 1/4	489.0	19 3/4	501.6	19 3/4	501.6	7/8	22.2	77.2	35.0	86.0	39.0	30.5	775.0	21.6	549.4	23.4	595.1
W5AM60M24XA	1	35	889.0	24 1/2	622.3	22 3/4	577.8	19 3/4	501.6	19 3/4	501.6	7/8	22.2	92.0	41.7	103.0	46.7	35.8	909.3	25.1	638.3	23.4	595.1
W5AM61M21XA	1	35	889.0	21	533.4	19 1/4	489.0	19 3/4	501.6	19 3/4	501.6	7/8	22.2	89.0	40.4	100.0	45.4	35.8	909.3	21.6	549.4	23.4	595.1
W5AM61M24XA	1	35	889.0	24 1/2	622.3	22 3/4	577.8	19 3/4	501.6	19 3/4	501.6	7/8	22.2	92.0	41.7	103.0	46.7	35.8	909.3	25.1	638.3	23.4	595.1



Manufacturer reserves the right to change, at any time, specifications and designs without notice and without obligations.

PERFORMANCE DATA

Table 3 – Cooling Capacities (MBH) –

INDOOR COIL AIR		SATURATED TEMPERATURE LEAVING EVAPORATOR (deg F)														
		35			40			45			50			55		
CFM	EWB	TC	SHC	BF	TC	SHC	BF	TC	SHC	BF	TC	SHC	BF	TC	SHC	BF
SIZE 2414																
600	72	44.09	21.35	0.00	40.68	19.42	0.00	35.86	17.41	0.12	30.23	15.15	0.07	23.90	12.79	0.05
	67	36.68	22.32	0.04	32.75	20.30	0.07	27.51	18.04	0.05	21.76	15.63	0.04	15.81	13.41	0.03
	62	29.59	23.06	0.04	24.97	20.89	0.03	20.61	18.75	0.04	17.09	16.45	0.12	14.58	14.56	0.23
800	72	52.86	24.98	0.00	48.07	23.02	0.00	42.55	20.79	0.18	35.92	18.37	0.10	28.57	15.71	0.08
	67	43.33	26.93	0.06	38.92	24.67	0.09	32.93	22.20	0.07	25.94	19.31	0.08	19.22	16.78	0.07
	62	35.21	28.33	0.07	30.41	26.14	0.06	25.16	23.66	0.07	20.87	19.86	0.21	16.97	16.97	0.33
1000	72	58.79	28.00	0.00	53.83	25.88	0.00	47.60	23.59	0.18	40.22	21.02	0.12	32.20	18.20	0.10
	67	48.85	30.69	0.12	43.64	28.32	0.12	37.12	25.74	0.10	29.98	23.07	0.08	22.07	19.83	0.10
	62	39.84	33.17	0.08	34.81	30.67	0.09	29.36	28.02	0.10	24.65	23.30	0.26	21.03	21.03	0.33
SIZE 2417																
600	72	43.88	21.27	0.00	40.50	19.35	0.00	35.70	17.35	0.12	30.09	15.10	0.07	23.80	12.75	0.05
	67	36.52	22.24	0.04	32.60	20.22	0.07	27.39	17.97	0.05	21.67	15.57	0.04	15.78	13.28	0.04
	62	29.46	22.98	0.04	24.86	20.82	0.03	20.52	18.68	0.04	17.01	16.39	0.12	13.82	13.81	0.27
800	72	52.23	25.07	0.00	47.81	22.96	0.00	42.35	20.71	0.17	35.77	18.30	0.10	28.44	15.65	0.08
	67	43.14	26.83	0.06	38.74	24.58	0.09	32.75	22.08	0.08	26.04	19.36	0.07	19.15	16.73	0.07
	62	35.06	28.23	0.07	30.27	26.05	0.06	25.05	23.57	0.07	20.78	19.79	0.21	16.89	16.89	0.33
1000	72	58.53	27.90	0.00	53.59	25.78	0.00	47.39	23.50	0.18	40.04	20.95	0.12	32.06	18.13	0.10
	67	48.63	30.58	0.12	43.44	28.22	0.12	36.95	25.65	0.10	29.84	22.99	0.08	21.97	19.76	0.10
	62	39.67	33.05	0.08	34.65	30.56	0.09	29.23	27.92	0.10	24.54	23.21	0.26	20.94	20.94	0.33
SIZE 2517																
600	72	41.61	21.14	0.00	38.04	19.33	0.00	33.77	17.30	0.00	28.90	15.16	0.00	23.25	12.78	0.00
	67	34.42	21.82	0.00	30.53	19.83	0.00	26.25	17.71	0.00	21.57	15.44	0.02	15.95	13.11	0.01
	62	27.79	22.36	0.00	24.07	20.19	0.02	19.87	18.07	0.02	15.44	15.69	0.05	12.86	12.86	0.20
800	72	51.29	25.99	0.00	46.95	23.87	0.00	41.99	21.59	0.04	36.10	19.05	0.02	29.28	16.28	0.02
	67	42.45	27.25	0.01	38.05	24.97	0.02	32.77	22.42	0.02	26.14	19.50	0.02	20.13	16.80	0.04
	62	34.35	28.30	0.00	30.01	25.81	0.02	24.81	23.11	0.04	19.86	19.69	0.08	16.48	16.48	0.23
1000	72	58.45	29.64	0.00	54.01	27.57	0.09	48.45	25.17	0.04	41.97	22.46	0.03	34.21	19.37	0.03
	67	49.08	31.87	0.03	44.10	29.43	0.03	38.12	26.68	0.02	31.06	23.58	0.03	23.38	20.29	0.04
	62	39.83	33.56	0.02	34.92	30.83	0.03	28.72	27.87	0.03	23.73	24.11	0.13	20.44	20.35	0.24

Table 3 – Cooling Capacities (MBH) – (Continued)

INDOOR COIL AIR		SATURATED TEMPERATURE LEAVING EVAPORATOR (deg F)														
		35			40			45			50			55		
CFM	EWB	TC	SHC	BF	TC	SHC	BF	TC	SHC	BF	TC	SHC	BF	TC	SHC	BF
SIZE 3014																
750	72	55.99	27.03	0.00	50.21	24.41	0.00	43.85	21.69	0.02	36.72	18.85	0.03	29.26	15.89	0.07
	67	45.89	28.21	0.02	40.31	25.34	0.06	34.15	22.43	0.09	26.95	19.39	0.09	19.58	16.40	0.10
	62	37.25	28.83	0.09	31.47	26.13	0.08	25.57	22.95	0.12	20.47	19.44	0.21	16.61	16.59	0.34
1000	72	68.08	32.96	0.02	61.11	29.75	0.08	53.47	26.54	0.09	44.84	23.26	0.08	35.53	19.71	0.10
	67	56.03	34.79	0.07	49.12	31.34	0.10	41.45	27.90	0.11	32.69	24.28	0.11	23.97	20.72	0.13
	62	45.44	35.96	0.12	38.27	32.60	0.11	31.36	29.01	0.14	26.15	24.43	0.27	21.56	21.56	0.35
1250	72	77.47	37.22	0.00	69.71	33.89	0.18	61.10	30.50	0.15	51.74	27.08	0.12	40.63	23.01	0.13
	67	64.18	40.21	0.12	56.54	36.43	0.14	47.60	32.73	0.14	37.30	28.81	0.12	27.70	24.60	0.16
	62	52.09	42.23	0.14	44.33	38.48	0.14	36.65	34.48	0.17	31.05	28.88	0.31	25.64	25.63	0.39
SIZE 3017																
750	72	55.99	27.03	0.00	50.21	24.41	0.00	43.84	21.69	0.02	36.72	18.85	0.03	29.26	15.89	0.07
	67	45.89	28.21	0.02	40.31	25.34	0.06	34.15	22.43	0.09	26.95	19.39	0.09	19.58	16.40	0.10
	62	37.25	28.83	0.09	31.47	26.13	0.08	25.57	22.95	0.12	20.47	19.44	0.21	16.62	16.60	0.34
1000	72	68.08	32.96	0.02	61.11	29.75	0.08	53.47	26.54	0.09	44.84	23.26	0.08	35.53	19.71	0.10
	67	56.03	34.79	0.07	49.12	31.34	0.10	41.45	27.90	0.11	32.69	24.28	0.11	23.97	20.72	0.13
	62	45.44	35.96	0.12	38.27	32.60	0.11	31.36	29.01	0.14	26.15	24.43	0.27	21.56	21.56	0.35
1250	72	77.47	37.22	0.00	69.71	33.89	0.18	61.10	30.50	0.15	51.74	27.08	0.12	40.63	23.01	0.13
	67	64.18	40.21	0.12	56.54	36.43	0.14	47.60	32.73	0.14	37.30	28.81	0.12	27.70	24.60	0.16
	62	52.09	42.23	0.14	44.33	38.48	0.14	36.65	34.48	0.17	31.05	28.88	0.31	25.64	25.63	0.39
SIZE 3617																
900	72	67.46	32.88	0.00	60.36	29.61	0.01	52.65	26.33	0.06	43.99	22.67	0.11	34.85	18.98	0.16
	67	55.88	34.31	0.10	48.85	30.72	0.14	41.14	27.09	0.17	32.46	23.33	0.18	23.40	19.57	0.20
	62	45.56	35.08	0.18	38.52	31.74	0.17	31.23	27.82	0.21	25.00	23.32	0.31	20.63	20.63	0.39
1200	72	81.02	39.70	0.01	72.66	35.89	0.08	63.61	31.99	0.13	53.29	27.83	0.15	42.07	23.47	0.19
	67	67.44	41.95	0.15	59.04	37.76	0.18	49.78	33.54	0.20	39.10	29.08	0.21	28.64	24.71	0.23
	62	55.04	43.42	0.20	46.50	39.42	0.20	38.22	35.08	0.23	31.59	28.83	0.37	25.90	25.89	0.43
1500	72	91.73	44.83	0.13	82.33	40.79	0.16	72.21	36.64	0.18	61.13	32.30	0.19	48.09	27.41	0.21
	67	76.51	48.20	0.19	67.52	43.77	0.22	56.77	39.18	0.22	44.60	34.55	0.21	33.04	29.35	0.25
	62	62.64	51.15	0.21	53.53	46.30	0.23	44.41	41.21	0.27	37.22	33.92	0.41	30.66	30.65	0.46

Table 3 – Cooling Capacities (MBH) – (Continued)

INDOOR COIL AIR		SATURATED TEMPERATURE LEAVING EVAPORATOR (deg F)														
		35			40			45			50			55		
CFM	EWB	TC	SHC	BF	TC	SHC	BF	TC	SHC	BF	TC	SHC	BF	TC	SHC	BF
SIZE 3717																
900	72	63.46	31.49	0.00	58.01	28.80	0.04	51.46	25.83	0.03	43.82	22.62	0.02	35.13	19.14	0.03
	67	52.62	32.92	0.00	46.72	29.84	0.03	39.77	26.59	0.03	32.19	23.02	0.05	23.82	19.59	0.05
	62	42.54	33.83	0.02	36.69	30.87	0.02	29.51	27.08	0.05	23.69	23.43	0.12	19.31	19.31	0.26
1200	72	77.47	38.03	0.00	70.54	34.92	0.00	62.68	31.61	0.08	53.65	28.00	0.05	43.17	24.02	0.04
	67	64.12	40.43	0.05	57.09	37.12	0.05	48.93	33.48	0.04	39.37	29.39	0.04	28.67	24.84	0.06
	62	52.02	42.45	0.04	44.85	38.84	0.04	36.42	34.31	0.07	29.96	29.57	0.17	25.10	25.10	0.28
1500	72	86.68	43.05	0.16	80.10	39.84	0.21	71.44	36.36	0.11	61.19	32.52	0.07	49.45	28.18	0.06
	67	72.94	46.82	0.07	65.13	43.30	0.06	56.00	39.38	0.05	45.33	34.98	0.05	33.10	29.54	0.08
	62	59.42	50.04	0.05	51.42	45.86	0.06	42.81	41.17	0.09	35.79	35.07	0.21	29.60	29.56	0.32
SIZE 4221																
1050	72	79.96	39.06	0.00	71.22	35.31	0.02	61.93	31.02	0.11	51.37	26.50	0.18	40.41	22.07	0.23
	67	66.15	40.58	0.16	57.51	36.15	0.21	48.02	31.68	0.23	37.80	27.23	0.25	27.04	22.68	0.28
	62	53.90	41.38	0.24	45.27	37.46	0.23	36.40	32.21	0.29	29.00	26.64	0.39	22.75	22.75	0.48
1400	72	96.28	47.38	0.04	86.13	42.69	0.12	75.00	37.83	0.17	62.37	32.59	0.22	48.89	27.29	0.26
	67	80.26	49.66	0.21	70.32	44.73	0.24	58.65	39.43	0.26	45.69	33.92	0.28	33.20	28.49	0.31
	62	65.70	51.45	0.27	55.13	46.50	0.27	44.90	40.55	0.31	36.62	32.97	0.44	29.76	29.75	0.49
1750	72	109.57	53.88	0.14	97.93	48.85	0.18	85.51	43.55	0.22	71.42	37.86	0.25	56.10	31.96	0.28
	67	91.47	57.25	0.25	80.53	52.05	0.27	67.20	46.19	0.28	52.41	40.45	0.28	38.34	33.67	0.33
	62	75.12	60.70	0.28	63.64	54.59	0.30	52.34	47.78	0.35	43.27	38.92	0.47	35.31	35.30	0.52
SIZE 4321																
1050	72	72.86	36.36	0.00	66.83	33.27	0.00	59.24	29.88	0.04	50.77	26.27	0.03	41.05	22.36	0.03
	67	60.40	37.94	0.01	53.83	34.61	0.02	46.16	30.91	0.03	37.53	26.89	0.05	27.57	22.83	0.04
	62	49.03	39.20	0.02	42.90	35.75	0.04	34.22	31.47	0.04	27.22	27.15	0.11	22.24	22.24	0.26
1400	72	89.04	43.76	0.00	80.95	40.30	0.00	72.02	36.58	0.08	61.90	32.48	0.05	50.29	27.98	0.04
	67	73.49	46.65	0.05	65.66	42.89	0.05	56.47	38.76	0.04	45.96	34.25	0.04	33.79	29.09	0.05
	62	59.73	49.01	0.04	51.73	45.01	0.04	42.14	39.87	0.06	34.58	34.39	0.15	29.19	29.19	0.27
1750	72	99.38	49.25	0.00	91.49	45.99	0.15	81.88	42.04	0.10	70.58	37.65	0.07	57.44	32.76	0.06
	67	83.39	53.88	0.07	74.73	49.95	0.06	64.51	45.53	0.05	52.66	40.65	0.05	39.08	34.71	0.07
	62	67.99	57.68	0.04	59.03	53.04	0.05	49.36	47.79	0.08	41.34	40.88	0.20	35.42	35.42	0.29

Table 3 – Cooling Capacities (MBH) – (Continued)

INDOOR COIL AIR		SATURATED TEMPERATURE LEAVING EVAPORATOR (deg F)														
		35			40			45			50			55		
CFM	EWB	TC	SHC	BF	TC	SHC	BF	TC	SHC	BF	TC	SHC	BF	TC	SHC	BF
SIZE 4821																
1200	72	86.38	41.08	0.00	79.52	37.20	0.00	69.89	33.63	0.00	59.61	29.88	0.12	47.66	25.55	0.09
	67	71.87	43.44	0.14	63.66	39.67	0.11	54.29	35.69	0.09	43.43	31.24	0.08	31.49	26.50	0.09
	62	58.17	45.49	0.09	49.64	41.48	0.08	40.08	36.62	0.10	33.46	31.95	0.18	27.51	27.51	0.30
1600	72	101.90	47.70	0.00	92.81	43.80	0.00	82.38	40.24	0.24	70.33	35.92	0.16	56.62	31.12	0.13
	67	84.53	51.87	0.17	75.20	47.92	0.14	64.35	43.55	0.12	51.98	38.64	0.11	37.80	32.93	0.13
	62	68.59	55.49	0.12	59.17	50.98	0.12	49.17	45.96	0.13	41.35	39.18	0.25	34.93	34.93	0.34
2000	72	112.43	52.81	0.00	103.00	49.48	0.00	91.66	45.52	0.24	78.54	40.96	0.18	63.45	35.82	0.16
	67	94.02	58.95	0.20	83.89	54.85	0.17	72.08	50.23	0.15	58.39	44.97	0.14	43.32	38.81	0.16
	62	76.60	64.19	0.14	66.54	59.03	0.15	57.02	54.26	0.17	48.60	45.76	0.31	40.72	40.72	0.38
SIZE 6024																
1500	72	111.90	53.42	0.00	100.82	48.20	0.00	88.16	42.92	0.18	74.42	37.58	0.10	58.66	31.72	0.08
	67	91.81	55.77	0.10	80.46	50.27	0.09	67.73	44.59	0.08	53.96	38.86	0.08	38.93	32.85	0.09
	62	73.61	57.21	0.09	61.99	51.52	0.08	50.33	45.78	0.10	41.09	39.45	0.18	33.55	33.49	0.31
2000	72	134.57	63.58	0.00	121.64	57.75	0.00	106.58	51.96	0.25	90.34	46.16	0.13	71.15	39.23	0.11
	67	111.08	67.95	0.15	97.49	61.56	0.14	82.38	55.36	0.11	65.31	48.48	0.11	47.20	41.31	0.11
	62	89.55	71.15	0.11	75.59	64.44	0.11	61.55	57.36	0.13	51.76	49.16	0.24	42.09	42.09	0.35
2500	72	153.39	70.65	0.00	138.18	66.18	0.00	121.18	59.65	0.25	102.88	53.34	0.16	81.43	45.78	0.14
	67	125.98	77.96	0.18	111.00	71.25	0.17	94.42	64.78	0.14	74.52	57.06	0.13	54.28	48.77	0.15
	62	101.85	82.81	0.14	87.10	75.89	0.14	72.02	68.05	0.17	61.20	57.79	0.29	49.26	49.17	0.39
SIZE 6121																
1500	72	108.82	53.49	0.00	98.72	48.54	0.02	86.96	43.41	0.00	73.42	37.88	0.00	58.72	31.86	0.03
	67	89.91	55.69	0.00	79.34	50.23	0.03	67.25	44.52	0.04	53.61	38.53	0.04	38.96	32.51	0.05
	62	72.51	56.76	0.04	61.44	51.08	0.05	49.67	45.22	0.06	39.68	38.77	0.14	32.95	32.94	0.27
2000	72	132.70	64.89	0.00	120.17	59.15	0.11	106.14	53.14	0.07	90.38	46.85	0.05	72.09	39.91	0.05
	67	109.78	68.52	0.05	97.20	62.41	0.06	82.60	55.94	0.05	65.66	48.82	0.05	47.75	41.45	0.06
	62	88.87	71.43	0.05	75.63	64.66	0.06	61.60	57.49	0.08	50.69	49.38	0.18	41.56	41.47	0.31
2500	72	151.12	73.92	0.00	137.31	67.95	0.13	121.74	61.56	0.10	103.70	54.61	0.07	83.17	47.05	0.06
	67	125.62	79.55	0.08	111.30	73.09	0.07	95.12	65.98	0.07	76.13	58.19	0.06	55.57	49.67	0.08
	62	101.86	84.09	0.07	87.74	76.94	0.08	72.15	68.73	0.10	60.35	58.24	0.23	49.63	49.52	0.34

Table 3 – Cooling Capacities (MBH) – (Continued)

INDOOR COIL AIR		SATURATED TEMPERATURE LEAVING EVAPORATOR (deg F)														
		35			40			45			50			55		
CFM	EWB	TC	SHC	BF	TC	SHC	BF	TC	SHC	BF	TC	SHC	BF	TC	SHC	BF
SIZE 6124																
1500	72	109.15	53.38	0.00	98.91	48.60	0.02	87.02	43.42	0.00	73.69	37.74	0.02	58.65	31.79	0.03
	67	90.07	55.69	0.01	79.33	50.24	0.03	67.29	44.52	0.04	53.59	38.53	0.05	39.04	32.41	0.06
	62	72.60	56.80	0.05	61.46	51.10	0.05	49.80	45.31	0.06	39.95	38.98	0.14	33.21	33.20	0.26
2000	72	132.83	64.89	0.00	120.37	59.11	0.14	106.33	53.12	0.08	90.53	46.84	0.06	72.18	39.91	0.05
	67	109.97	68.52	0.06	97.32	62.40	0.06	82.66	55.93	0.06	65.68	48.81	0.05	47.90	41.53	0.07
	62	89.02	71.47	0.06	75.75	64.73	0.06	61.72	57.56	0.08	50.94	49.55	0.18	41.74	41.64	0.31
2500	72	151.07	73.92	0.00	137.81	67.87	0.18	121.90	61.53	0.10	103.80	54.59	0.08	83.22	47.03	0.07
	67	125.93	79.54	0.09	111.55	73.08	0.07	95.23	65.98	0.07	76.15	58.19	0.07	55.61	49.70	0.09
	62	102.18	84.19	0.07	87.97	77.02	0.08	72.37	68.88	0.10	60.59	58.38	0.23	47.34	47.34	0.37

Legend:

CFM - Cubic Ft. per Minute
BF - Bypass Factor

EWB - Entering Wet Bulb (°F)
MBH - 1000 Btuh

LWB - Leaving Wet Bulb (°F)

TC - Gross Cooling Capacity 1000 Btuh
SHC - Gross Sensible Capacity 1000 Btuh

Table 4 – COIL STATIC PRESSURE DROP (in. w.c.) R-454B

Unit Size	STANDARD CFM																			
	400	500	600	700	800	900	1000	1100	1200	1300	1400	1500	1600	1700	1800	1900	2000	2100	2200	
2414	Dry																			
	0.065	0.091	0.120	0.154	0.194	0.237	0.284													
	Wet																			
2417	0.066	0.094	0.124	0.161	0.203	0.250	0.301													
	Dry																			
	0.056	0.076	0.097	0.123	0.151	0.182	0.215													
2517	Wet																			
	0.060	0.082	0.105	0.132	0.163	0.195	0.231													
	Dry																			
3014	0.069	0.090	0.111	0.136	0.165	0.193	0.227													
	Wet																			
	0.071	0.090	0.113	0.136	0.164	0.196	0.229													
3017	Dry																			
	0.054	0.077	0.102	0.133	0.167	0.206	0.248	0.296	0.347											
	Wet																			
3017	0.059	0.084	0.111	0.142	0.181	0.223	0.269	0.319	0.375											
	Dry																			
	0.043	0.059	0.077	0.096	0.119	0.144	0.171	0.201	0.232											
3617	Wet																			
	0.046	0.063	0.083	0.105	0.130	0.157	0.186	0.219	0.252											
	Dry																			
3617	0.023	0.036	0.052	0.069	0.089	0.110	0.135	0.160	0.189	0.219	0.251									
	Wet																			
	0.042	0.058	0.076	0.095	0.117	0.142	0.169	0.198	0.231	0.265	0.299									
3717	Dry																			
	0.077	0.099	0.124	0.152	0.182	0.216	0.253	0.294	0.338											
	Wet																			
4221	0.088	0.113	0.137	0.170	0.209	0.247	0.287	0.326	0.368											
	Dry																			
			0.044	0.056	0.068	0.082	0.099	0.119	0.138	0.161	0.183	0.205	0.233							
4321	Wet																			
			0.058	0.073	0.089	0.106	0.125	0.143	0.165	0.189	0.213	0.239	0.268							
	Dry																			
4321			0.059	0.073	0.090	0.111	0.135	0.162	0.191	0.222	0.254	0.288	0.323							
	Wet																			
			0.073	0.096	0.120	0.147	0.176	0.207	0.240	0.276	0.314	0.354	0.396							
4821	Dry																			
			0.055	0.072	0.089	0.107	0.128	0.150	0.175	0.199	0.228	0.257	0.288	0.321	0.356					
	Wet																			
6024			0.058	0.075	0.094	0.115	0.136	0.161	0.188	0.217	0.247	0.279	0.313	0.347	0.386					
	Dry																			
					0.073	0.083	0.095	0.107	0.120	0.136	0.152	0.169	0.184	0.203	0.217	0.238	0.260	0.283	0.307	
6121	Wet																			
					0.076	0.086	0.098	0.110	0.124	0.140	0.157	0.175	0.193	0.215	0.238	0.261	0.286	0.314	0.342	
	Dry																			
6121						0.111	0.133	0.153	0.163	0.204	0.234	0.262	0.293	0.326	0.366	0.392	0.437	0.480	0.520	
	Wet																			
						0.130	0.150	0.183	0.210	0.245	0.280	0.320	0.355	0.400	0.435	0.480	0.525	0.570	0.630	
6124	Dry																			
						0.099	0.113	0.127	0.144	0.162	0.182	0.203	0.227	0.252	0.279	0.307	0.337	0.369	0.403	
	Wet																			
					0.118	0.140	0.163	0.187	0.213	0.239	0.266	0.295	0.325	0.355	0.387	0.420	0.454	0.489		

COOLING CAPACITIES NOTES:

NOTE:

- Contact manufacturer for cooling capacities at conditions other than shown in table.
- Formulas:

$$\text{Leaving db} = \text{entering db} - \frac{\text{sensible heat cap.}}{1.09 \times \text{CFM}}$$

$$\text{Leaving wb} = \text{wb corresponding to enthalpy of air leaving coil (h}_{LWB})$$

$$h_{LWB} = h_{EWB} - \frac{\text{total capacity (Btuh)}}{4.5 \times \text{CFM}}$$

Where h_{EWB} = enthalpy of air entering coil

3. SHC is based on 80°F db temperature of air entering the evaporator coil.
Below 80°F db, subtract (Correction Factor x CFM) from SHC.
Above 80°F db, add (Correction Factor x CFM) to SHC.
4. Direct interpolation is permissible. Do not extrapolate.
5. Fan motor heat has not been deducted.
6. All data points are based on 10°F superheat leaving coil and use of thermostatic expansion valve (TXV) device.
7. These coils can be used in any properly designed system using R-454B Refrigerant.
8. Before using maximum cfm shown in table, check coil static pressure drop to ensure system blower can provide necessary static pressure needed for coil and duct systems.
9. Bypass Factor = 0 indicates no psychometric solution. Use bypass factor of next lower EWB for approximation.

Table 5 – ENTERING AIR DRY BULB TEMPERATURE (°F)

BYPASS FACTOR	79	78	77	76	75	Under 75
	81	82	83	84	84	Above 85
	Correction Factor					
0.10	0.98	1.96	2.94	3.92	4.91	Use formula shown below
0.20	0.87	1.74	2.62	3.49	4.36	
0.30	0.76	1.53	2.29	3.05	3.82	

Interpolation is permissible.
Correction Factor = 1.09 x (1 - BF) x (db - 80)