



DUCT AIR CONDITIONER WITH HEAT PUMP

Submittal Data Sheet

CH-18MSPH230VO (OUTDOOR UNIT)

Job Name: _____
 Location: _____
 Engineer: _____
 Submitted to: _____
 Submitted by: _____
 Reference: _____

Date: _____
 Approval: _____
 Construction: _____
 Unit #: _____
 Drawing #: _____



This warranty should be registered on our the web-site www.cooperandhunter.us within 60 days of installation. The warranty is only valid when installed by a Licensed HVAC Technician. A warranty period of Seven (7) years on compressor to the original registered end-user. A warranty period of Five (5) years on all parts to the original registered end user. Warranty applies only to products remaining in their original installation location.

GENERAL FEATURES:

- Wi-Fi Ready
- Golden fin for outdoor and indoor
- Silver ion filter
- Fixed-Speed Type
- Cold Catalyst Filter
- Heat pump units can heat & cool up to 2 zones
- Turbo Operation
- Auto-Restart
- Self Diagnosis Function
- Super Silent
- Multi speed fan
- Auto protection
- Auto swing louver

FEATURES OUTDOOR:

- Connect 1, multiple style indoor units: - Duct;
- Variable Speed (Inverter) Compressor
- Quiet operation
- Aluminum Golden Hydrophillic pre-coated fins.

COMPATIBILITY TABLE

	INDOOR UNIT
Duct	CH-09MSPHDT-230VI
	CH-12MSPHDT-230VI

System	Outdoor Model		CH-18MSPH230VO
Specification	Air flow	CFM	1390
	Sound Pressure level	dB(A)	62.4
	Dimension (W*D*H)	in	33.27x14.29x27.64
	Net/Gross weight	Lb	105.82/114.64
	Refrigerant Type		R410A/70.5
	Refrigerant precharge	ft	50
	Additional charge for each ft	oz	0.161

PERFORMANCE AND EFFICIENCY	Cooling		
	Capacity	Btu/h	18000
	Input	W	1525
	SEER		18.4
	EER	Btu	11.8
	Heating at 47F		
	Capacity	Btu/h	18500
	Input	W	1427
	COP		3.8
	HSPF4		9.4
HSPF5		8.0	
Heating at 17F			
Rated Capacity	Btu/h	11400	
Heating at 5F (-15°C)			
Max. capacity	Btu/h	14400	

OPERATION TEMPERATURE RANGE

Indoor		Outdoor	
cooling	heating	cooling	heating
62~90 °F	32~86 °F	-13~122 °F	-13~86 °F

ELECTRICAL

Power supply	V/Hz/Ph	208-230V / 60Hz / 1Ph
MCA	A	18.0
MFA	A	25.0
Compressor		
Type		ROTARY
Input	W	1170
RLA	A	10
Fan motor		
Input	W	115
RLA	A	0.74

MCA: Minimum Circuit Ampacity **MFA:** Max. fuse A **RLA:** Rated load A

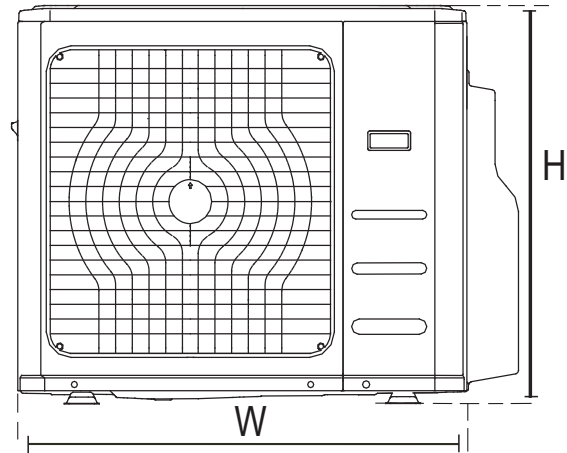
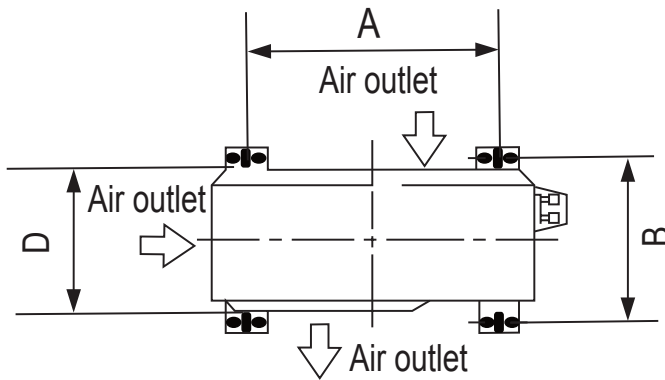
PIPING

Refrigerant piping/Gas side	in	2x(1/4"/3/8")
Max. length for all rooms	ft	131
Max. length for one indoor unit	ft	82
Max. height difference between indoor and outdoor unit	ft	49
Max. height difference between indoor units	ft	33

*No connecting wiring



OUTDOOR UNIT CH-18MSPH230VO



OUTDOOR UNIT DIMENSIONS (in)	MOUNTING DIMENSIONS	
	DISTANCE A (in)	DISTANCE B (in)
W x D x H 33.27" x 14.29" x 27.64"	21.26"	13.80"



Submittal Data Sheet

CH-18MSPH230VO (OUTDOOR UNIT)

Job Name: _____
 Location: _____
 Engineer: _____
 Submitted to: _____
 Submitted by: _____
 Reference: _____

Date: _____
 Approval: _____
 Construction: _____
 Unit #: _____
 Drawing #: _____



This warranty should be registered on our the web-site www.cooperandhunter.us within 60 days of installation. The warranty is only valid when installed by a Licensed HVAC Technician. A warranty period of Seven (7) years on compressor to the original registered end-user. A warranty period of Five (5) years on all parts to the original registered end user. Warranty applies only to products remaining in their original installation location.

GENERAL FEATURES:

- Wi-Fi Ready
- Golden fin for outdoor and indoor
- Silver ion filter
- Fixed-Speed Type
- Cold Catalyst Filter
- Heat pump units can heat & cool up to 2 zones
- Turbo Operation
- Auto-Restart
- Self Diagnosis Function
- Super Silent
- Multi speed fan
- Auto protection
- Auto swing louver

FEATURES OUTDOOR:

- Connect 3, multiple style indoor units:
 - Wall mounted;
 - Cassette;
 - Floor console;
- Variable Speed (Inverter) Compressor
- Quiet operation
- Aluminum Golden Hydrophillic pre-coated fins.

COMPATIBILITY TABLE

	INDOOR UNIT
Wall mounted	CH-09MSPHWM-230VI
	CH-12MSPHWM-230VI
Cassette	CH-09MSPHCT-230VI
	CH-12MSPHCT-230VI
Floor console	CH-09MSPHMC-230VI
	CH-12MSPHMC-230VI

System	Outdoor Model	CH-18MSPH230VO	
Specification	Air flow	CFM	1390
	Sound Pressure level	dB(A)	62.4
	Dimension (W*D*H)	in	33.27x14.29x27.64
	Net/Gross weight	Lb	105.82/114.64
	Refrigerant Type		R410/70.5
	Refrigerant precharge	ft	50
	Additional charge for each ft	oz	0.161

PERFORMANCE AND EFFICIENCY	Cooling		
	Capacity	Btu/h	17000
	Input	W	1360
	SEER		21.3
	EER	Btu	12.5
	Heating at 47F		
	Capacity	Btu/h	18000
	Input	W	1426
	COP		3.7
	HSPF4		10
HSPF5		8.6	
Heating at 17F			
Rated Capacity	Btu/h	11800	
Heating at 5F (-15°C)			
Max. capacity	Btu/h	14200	

OPERATION TEMPERATURE RANGE

Indoor		Outdoor	
cooling	heating	cooling	heating
62~90 °F	32~86 °F	-13~122 °F	-13~86 °F

ELECTRICAL

Power supply	V/Hz/Ph	208-230V / 60Hz / 1Ph
MCA	A	18.0
MFA	A	25.0
Compressor		
Type		ROTARY
Input	W	1170
RLA	A	10
Fan motor		
Input	W	115
RLA	A	0.74

MCA: Minimum Circuit Ampacity **MFA:** Max. fuse A **RLA:** Rated load A

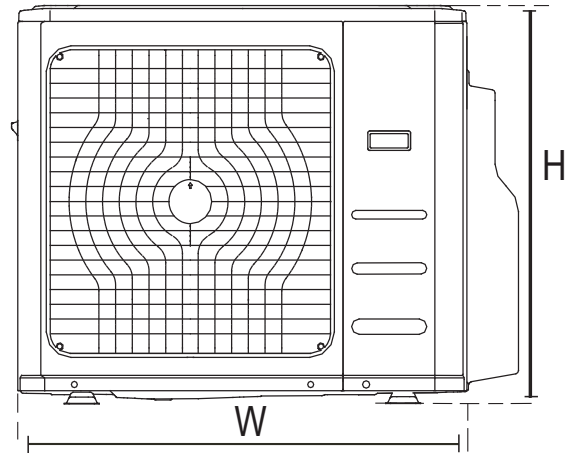
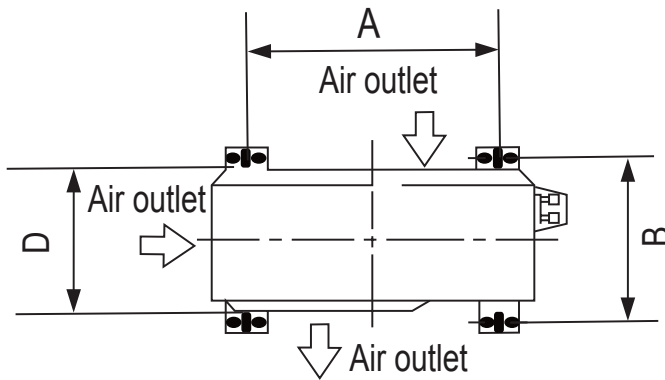
PIPING

Refrigerant piping/Gas side	in	2x(1/4"/3/8")
Max. length for all rooms	ft	131
Max. length for one indoor unit	ft	82
Max. height difference between indoor and outdoor unit	ft	49
Max. height difference between indoor units	ft	33

*No connecting wiring



OUTDOOR UNIT CH-18MSPH230VO



OUTDOOR UNIT DIMENSIONS (in)	MOUNTING DIMENSIONS	
	DISTANCE A (in)	DISTANCE B (in)
W x D x H 33.27" x 14.29" x 27.64"	21.26"	13.80"



DUCT AIR CONDITIONER WITH HEAT PUMP

Submittal Data Sheet

CH-28MSPH230VO (OUTDOOR UNIT)

Job Name: _____
 Location: _____
 Engineer: _____
 Submitted to: _____
 Submitted by: _____
 Reference: _____

Date: _____
 Approval: _____
 Construction: _____
 Unit #: _____
 Drawing #: _____



This warranty should be registered on our the web-site www.cooperandhunter.us within 60 days of installation. The warranty is only valid when installed by a Licensed HVAC Technician. A warranty period of Seven (7) years on compressor to the original registered end-user. A warranty period of Five (5) years on all parts to the original registered end user. Warranty applies only to products remaining in their original installation location.

GENERAL FEATURES:

- Wi-Fi Ready
- Cold Catalyst Filter
- Self Diagnosis Function
- Golden fin for outdoor and indoor
- Heat pump units can heat & cool up to 3 zones
- Super Silent
- Silver ion filter
- Turbo Operation
- Multi speed fan
- Fixed-Speed Type
- Auto-Restart
- Auto protection
- Auto swing louver

FEATURES OUTDOOR:

- Connect 1, multiple style indoor units:
 - Duct;
- Variable Speed (Inverter) Compressor
- Quiet operation
- Aluminum Golden Hydrophillic pre-coated fins.

COMPATIBILITY TABLE

	INDOOR UNIT
Duct	CH-09MSPHDT-230VI
	CH-12MSPHDT-230VI
	CH-18MSPHDT-230VI

System	Outdoor Model	CH-28MSPH230VO
Specification	Air flow	CFM 2130
	Noise level	dB(A) 63.4
	Dimension (W*D*H)	in 37.24x16.14x31.89
	Net/Gross weight	Lb 149.91/160.94
	Refrigerant Type	R410A/98.8
	Refrigerant precharge	ft 75
	Additional charge for each ft	oz 0.161

PERFORMANCE AND EFFICIENCY	Cooling		
	Capacity	Btu/h	27000
	Input	W	2455
	SEER		18.5
	EER	Btu	11.0
	Heating at 47F		
	Capacity	Btu/h	27000
	Input	W	2260
	COP		3.5
	HSPF4		9.0
	HSPF5		7.6
	Heating at 17F		
Rated Capacity	Btu/h	16200	
Heating at 5F (-15°C)			
Max. capacity	Btu/h	21000	

OPERATION TEMPERATURE RANGE

Indoor		Outdoor	
cooling	heating	cooling	heating
62~90 °F	32~86 °F	-13~122 °F	-13~86 °F

ELECTRICAL

Power supply	V/Hz/Ph	208-230V / 60Hz / 1Ph
MCA	A	25.0
MFA	A	35.0
Compressor		
Type		ROTARY
Input	W	1970
RLA	A	20
Fan motor		
Input	W	150
RLA	A	0.9

MCA: Minimum Circuit Ampacity **MFA:** Max. fuse A **RLA:** Rated load A

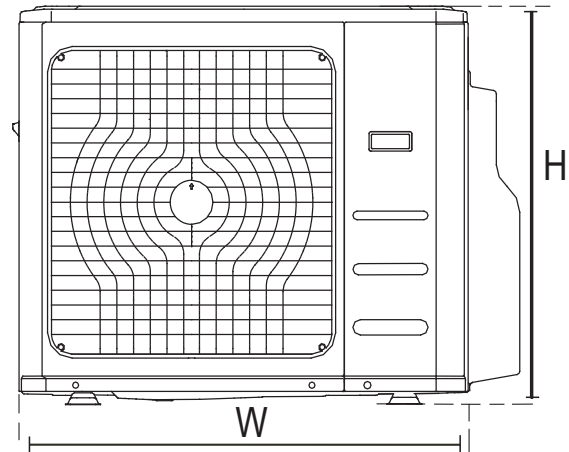
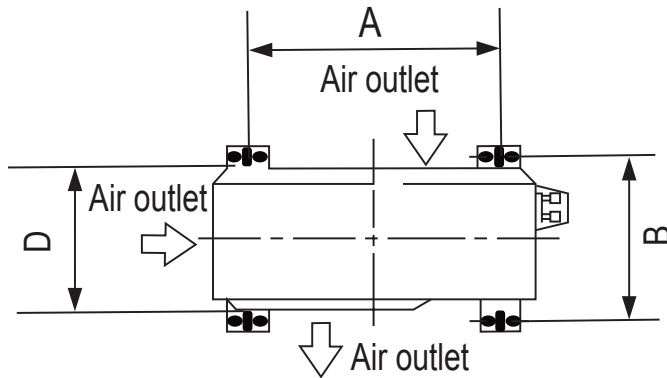
PIPING

Refrigerant piping/Gas side	in	3x(1/4"/3/8")
Max. length for all rooms	ft	197
Max. length for one indoor unit	ft	98
Max. height difference between indoor and outdoor unit	ft	49
Max. height difference between indoor units	ft	33

*No connecting wiring



OUTDOOR UNIT CH-28MSPH230VO



OUTDOOR UNIT DIMENSIONS (in)	MOUNTING DIMENSIONS	
	DISTANCE A (in)	DISTANCE B (in)
W x D x H 37.24" x 16.14" x 31.89"	26.5"	15.87"



DUCT AIR CONDITIONER WITH HEAT PUMP

Submittal Data Sheet

CH-36MSPH230VO (OUTDOOR UNIT)

Job Name: _____
 Location: _____
 Engineer: _____
 Submitted to: _____
 Submitted by: _____
 Reference: _____

Date: _____
 Approval: _____
 Construction: _____
 Unit #: _____
 Drawing #: _____



This warranty should be registered on our the web-site www.cooperandhunter.us within 60 days of installation. The warranty is only valid when installed by a Licensed HVAC Technician. A warranty period of Seven (7) years on compressor to the original registered end-user. A warranty period of Five (5) years on all parts to the original registered end user. Warranty applies only to products remaining in their original installation location.

PERFORMANCE AND EFFICIENCY	Cooling		
	Capacity	Btu/h	36000
	Input	W	3600
	SEER		17.9
	EER	Btu	10.0
	Heating at 47F		
	Capacity	Btu/h	36000
	Input	W	3280
	COP		3.2
	HSPF4		9.7
	HSPF5		8.3
	Heating at 17F		
Rated Capacity	Btu/h	22800	
Heating at 5F (-15°C)			
Max. capacity	Btu/h	28400	

OPERATION TEMPERATURE RANGE

Indoor		Outdoor	
cooling	heating	cooling	heating
62~90 °F	32~86 °F	-13~122 °F	-13~86 °F

ELECTRICAL

Power supply	V/Hz/Ph	208-230V / 60Hz / 1Ph
MCA	A	30.0
MFA	A	45.0
Compressor		
Type	ROTARY	
Input	W	2600
RLA	A	22
Fan motor		
Input	W	150
RLA	A	1.3

MCA: Minimum Circuit Ampacity **MFA:** Max. fuse A **RLA:** Rated load A

GENERAL FEATURES:

- Wi-Fi Ready
- Cold Catalyst Filter
- Self Diagnosis Function
- Golden fin for outdoor and indoor
- Heat pump units can heat & cool up to 4 zones
- Super Silent
- Silver ion filter
- Turbo Operation
- Multi speed fan
- Fixed-Speed Type
- Auto-Restart
- Auto protection
- Auto swing louver

FEATURES OUTDOOR:

- Connect 1, multiple style indoor units:
 - Duct;
- Variable Speed (Inverter) Compressor
- Quiet operation
- Aluminum Golden Hydrophillic pre-coated fins.

COMPATIBILITY TABLE

	INDOOR UNIT
Duct	CH-09MSPHDT-230VI
	CH-12MSPHDT-230VI
	CH-18MSPHDT-230VI

System	Outdoor Model	CH-36MSPH230VO		
Specification	Air flow	CFM	2130	
	Noise level	dB(A)	62.3	
	Dimension (W*D*H)	in	37.24x16.14x31.89	
	Net/Gross weight	Lb	156.53/167.55	
	Refrigerant Type	R410A/105.8		
	Refrigerant precharge	ft	100	
	Additional charge for each ft	oz	0.161	

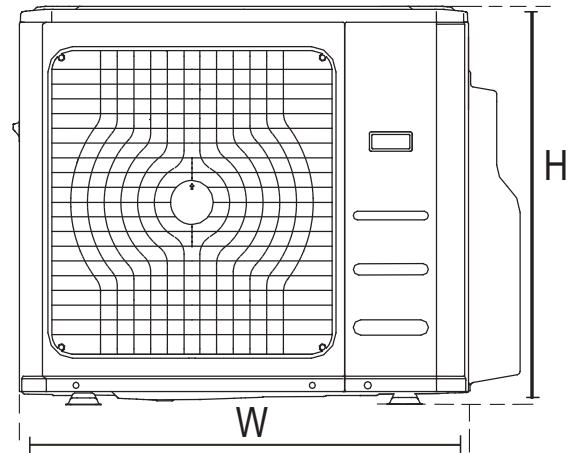
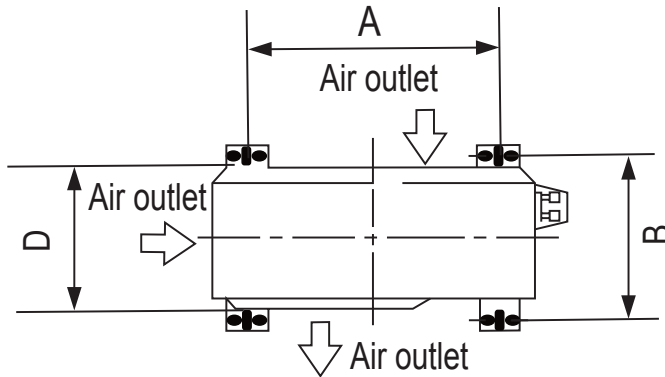
PIPING

Refrigerant piping/Gas side	in	(4x1/4"/3x3/8"+1x1/2")
Max. length for all rooms	ft	262
Max. length for one indoor unit	ft	115
Max. height difference between indoor and outdoor unit	ft	49
Max. height difference between indoor units	ft	33

*No connecting wiring



OUTDOOR UNIT CH-36MSPH230VO



OUTDOOR UNIT DIMENSIONS (in)	MOUNTING DIMENSIONS	
	DISTANCE A (in)	DISTANCE B (in)
W x D x H 37.24" x 16.14" x 31.89"	26.5"	15.87"



Submittal Data Sheet

CH-36MSPH230VO (OUTDOOR UNIT)

Job Name: _____
 Location: _____
 Engineer: _____
 Submitted to: _____
 Submitted by: _____
 Reference: _____

Date: _____
 Approval: _____
 Construction: _____
 Unit #: _____
 Drawing #: _____



This warranty should be registered on our the web-site www.cooperandhunter.us within 60 days of installation.
 The warranty is only valid when installed by a Licensed HVAC Technician. A warranty period of Seven (7) years on compressor to the original registered end-user. A warranty period of Five (5) years on all parts to the original registered end user. Warranty applies only to products remaining in their original installation location.

GENERAL FEATURES:

- Wi-Fi Ready
- Golden fin for outdoor and indoor
- Silver ion filter
- Fixed-Speed Type
- Cold Catalyst Filter
- Heat pump units can heat & cool up to 4 zones
- Turbo Operation
- Auto-Restart
- Self Diagnosis Function
- Super Silent
- Multi speed fan
- Auto protection
- Auto swing louver

FEATUERS OUTDOOR:

- Connect 4, multiple style indoor units:
 - Wall mounted;
 - Cassette;
 - Floor console;
 - Ceiling;
- Variable Speed (Inverter) Compressor
- Quiet operation
- Aluminum Golden Hydrophillic pre-coated fins.

COMPATIBILITY TABLE

	INDOOR UNIT
Wall mounted	CH-09MSPHWM-230VI
	CH-12MSPHWM-230VI
	CH-18MSPHWM-230VI
Cassette	CH-09MSPHCT-230VI
	CH-12MSPHCT-230VI
	CH-18MSPHCT-230VI
Floor console	CH-09MSPHMC-230VI
	CH-12MSPHMC-230VI
Floor Ceiling	CH-18MSPHFC-230VI

System	Outdoor Model		CH-36MSPH230VO
Specification	Air flow	CFM	2130
	Noise level	dB(A)	62.3
	Dimension (W*D*H)	in	37.24x16.14x31.89
	Net/Gross weight	Lb	156.53/167.55
	Refrigerant Type		R410/105.8
	Refrigerant precharge	ft	100
	Additional charge for each ft	oz	0.161

PERFORMANCE AND EFFICIENCY	Cooling		
	Capacity	Btu/h	36000
	Input	W	3310
	SEER		22.5
	EER	Btu	10.9
	Heating at 47F		
	Capacity	Btu/h	36000
	Input	W	3410
	COP		3.1
	HSPF4		10.3
	HSPF5		9.0
	Heating at 17F		
Rated Capacity	Btu/h	25400	
Heating at 5F (-15°C)			
Max. capacity	Btu/h	28800	

OPERATION TEMPERATURE RANGE

Indoor		Outdoor	
cooling	heating	cooling	heating
62~90 °F	32~86 °F	-13~122 °F	-13~86 °F

ELECTRICAL

Power supply	V/Hz/Ph	208-230V / 60Hz / 1Ph
MCA	A	30.0
MFA	A	45.0
Compressor		
Type	ROTARY	
Input	W	2600
RLA	A	22
Fan motor		
Input	W	150
RLA	A	1.3

MCA: Minimum Circuit Ampacity **MFA:** Max. fuse A **RLA:** Rated load A

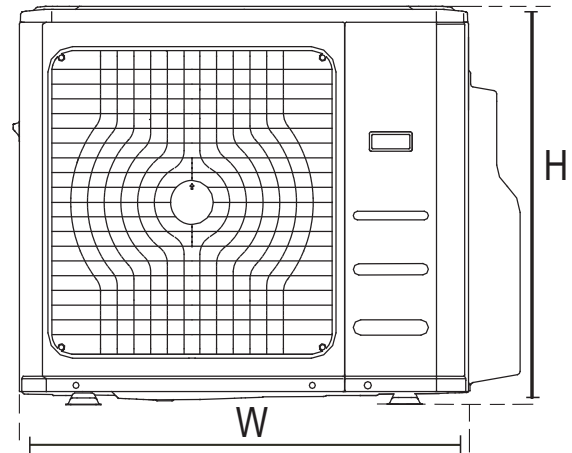
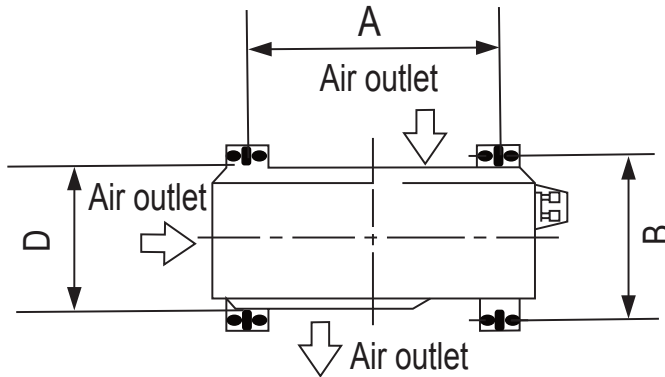
PIPING

Refrigerant piping/Gas side	in	(4x1/4"/3x3/8"+1x1/2")
Max. length for all rooms	ft	262
Max. length for one indoor unit	ft	115
Max. height difference between indoor and outdoor unit	ft	49
Max. height difference between indoor units	ft	33

*No connecting wiring



OUTDOOR UNIT CH-36MSPH230VO



OUTDOOR UNIT DIMENSIONS (in)	MOUNTING DIMENSIONS	
	DISTANCE A (in)	DISTANCE B (in)
W x D x H 37.24" x 16.14" x 31.89"	26.5"	15.87"



Submittal Data Sheet

CH-28MSPH230VO (OUTDOOR UNIT)

Job Name: _____
 Location: _____
 Engineer: _____
 Submitted to: _____
 Submitted by: _____
 Reference: _____

Date: _____
 Approval: _____
 Construction: _____
 Unit #: _____
 Drawing #: _____



This warranty should be registered on our the web-site www.cooperandhunter.us within 60 days of installation. The warranty is only valid when installed by a Licensed HVAC Technician. A warranty period of Seven (7) years on compressor to the original registered end-user. A warranty period of Five (5) years on all parts to the original registered end user. Warranty applies only to products remaining in their original installation location.

GENERAL FEATURES:

- Wi-Fi Ready
- Golden fin for outdoor and indoor
- Silver ion filter
- Fixed-Speed Type
- Cold Catalyst Filter
- Heat pump units can heat & cool up to 3 zones
- Turbo Operation
- Auto-Restart
- Self Diagnosis Function
- Super Silent
- Multi speed fan
- Auto protection
- Auto swing louver

FEATURES OUTDOOR:

- Connect 4, multiple style indoor units:
 - Wall mounted;
 - Cassette;
 - Floor console;
 - Ceiling;
- Variable Speed (Inverter) Compressor
- Quiet operation
- Aluminum Golden Hydrophillic pre-coated fins.

COMPATIBILITY TABLE

	INDOOR UNIT
Wall mounted	CH-09MSPHWM-230VI
	CH-12MSPHWM-230VI
	CH-18MSPHWM-230VI
Cassette	CH-09MSPHCT-230VI
	CH-12MSPHCT-230VI
	CH-18MSPHCT-230VI
Floor console	CH-09MSPHMC-230VI
	CH-12MSPHMC-230VI
Floor Ceiling	CH-18MSPHFC-230VI

System	Outdoor Model	CH-28MSPH230VO
Specification	Air flow	CFM 2130
	Noise level	dB(A) 63.4
	Dimension (W*D*H)	in 37.24x16.14x31.89
	Net/Gross weight	Lb 149.91/160.94
	Refrigerant Type	149.91/160.94
	Refrigerant precharge	ft 75
	Additional charge for each ft	oz 0.161

PERFORMANCE AND EFFICIENCY	Cooling		
	Capacity	Btu/h	27000
	Input	W	2250
	SEER		22.0
	EER	Btu	12.0
	Heating at 47F		
	Capacity	Btu/h	28000
	Input	W	2220
	COP		3.7
	HSPF4		9.8
	HSPF5		8.6
	Heating at 17F		
Rated Capacity	Btu/h	16800	
Heating at 5F (-15°C)			
Max. capacity	Btu/h	20900	

OPERATION TEMPERATURE RANGE

Indoor		Outdoor	
cooling	heating	cooling	heating
62~90 °F	32~86 °F	-13~122 °F	-13~86 °F

ELECTRICAL

Power supply	V/Hz/Ph	208-230V / 60Hz / 1Ph
MCA	A	25.0
MFA	A	35.0
Compressor		
Type		ROTARY
Input	W	1970
RLA	A	20
Fan motor		
Input	W	150
RLA	A	0.9

MCA: Minimum Circuit Ampacity **MFA:** Max. fuse A **RLA:** Rated load A

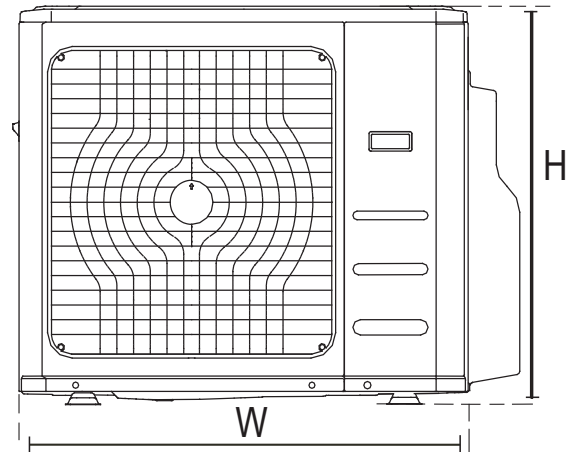
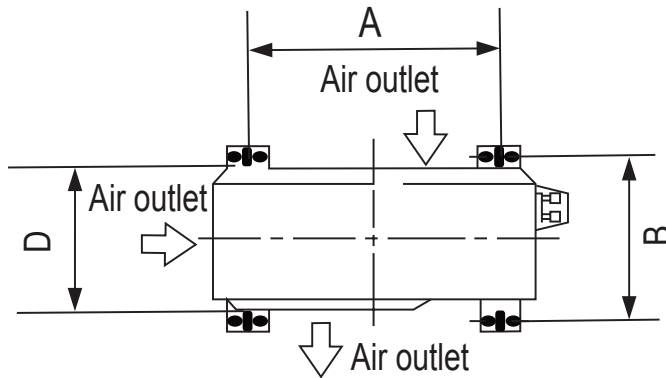
PIPING

Refrigerant piping/Gas side	in	3x(1/4"/3/8")
Max. length for all rooms	ft	197
Max. length for one indoor unit	ft	98
Max. height difference between indoor and outdoor unit	ft	49
Max. height difference between indoor units	ft	33

*No connecting wiring



OUTDOOR UNIT CH-28MSPH230VO



OUTDOOR UNIT DIMENSIONS (in)	MOUNTING DIMENSIONS	
	W x D x H	DISTANCE A (in)
37.24" x 16.14" x 31.89"	26.5"	15.87"



Submittal Data Sheet

CH-48MSPH230VO (OUTDOOR UNIT)

Job Name: _____
 Location: _____
 Engineer: _____
 Submitted to: _____
 Submitted by: _____
 Reference: _____

Date: _____
 Approval: _____
 Construction: _____
 Unit #: _____
 Drawing #: _____



This warranty should be registered on our the web-site www.cooperandhunter.us within 60 days of installation.
 The warranty is only valid when installed by a Licensed HVAC Technician. A warranty period of Seven (7) years on compressor to the original registered end-user. A warranty period of Five (5) years on all parts to the original registered end user. Warranty applies only to products remaining in their original installation location.

GENERAL FEATURES:

- Wi-Fi Ready
- Golden fin for outdoor and indoor
- Silver ion filter
- Fixed-Speed Type
- Auto-Restart
- Auto swing louver
- Cold Catalyst Filter
- Heat pump units can heat & cool up to 5 zones
- Turbo Operation
- Self Diagnosis Function
- Super Silent
- Multi speed fan
- Auto protection

FEATURES OUTDOOR:

- Connect 4, multiple style indoor units:
 - Wall mounted;
 - Cassette;
 - Floor console;
 - Ceiling;
- Variable Speed (Inverter) Compressor
- Quiet operation
- Aluminum Golden Hydrophillic pre-coated fins.

COMPATIBILITY TABLE

	INDOOR UNIT
Wall mounted	CH-09MSPHWM-230VI
	CH-12MSPHWM-230VI
	CH-18MSPHWM-230VI
	CH-24MSPHWM-230VI
Cassette	CH-09MSPHCT-230VI
	CH-12MSPHCT-230VI
	CH-18MSPHCT-230VI
	CH-24MSPHCT-230VI
Floor console	CH-09MSPHMC-230VI
	CH-12MSPHMC-230VI
Floor Ceiling	CH-18MSPHFC-230VI
	CH-24MSPHFC-230VI

System	Outdoor Model	CH-48MSPH230VO
Specification	Air flow	CFM 4500
	Noise level	dB(A) 64
	Dimension (W*D*H)	in 37.48x16.34x52.48
	Net/Gross weight	Lb 223.77/255.07
	Refrigerant Type	R410/162.3
	Refrigerant precharge	ft 125
	Additional charge for each ft	oz 0.32

PERFORMANCE AND EFFICIENCY	Cooling		
	Capacity	Btu/h	48000
	Input	W	4150
	SEER		21.5
	EER	Btu	11.6
	Heating at 47F		
	Capacity	Btu/h	48000
	Input	W	4140
	COP		3.4
	HSPF4		10.4
	HSPF5		8.6
	Heating at 17F		
Rated Capacity	Btu/h	30800	
Heating at 5F (-15°C)			
Max. capacity	Btu/h	35800	

OPERATION TEMPERATURE RANGE

Indoor		Outdoor	
cooling	heating	cooling	heating
62~90 °F	32~86 °F	-13~122 °F	-13~86 °F

ELECTRICAL

Power supply	V/Hz/Ph	208-230V / 60Hz / 1Ph
MCA	A	35.0
MFA	A	50.0
Compressor		
Type	ROTARY	
Input	W	3040
RLA	A	21.0
Fan motor		
Input	W	126
RLA	A	0.39

MCA: Minimum Circuit Ampacity MFA: Max. fuse A RLA: Rated load A

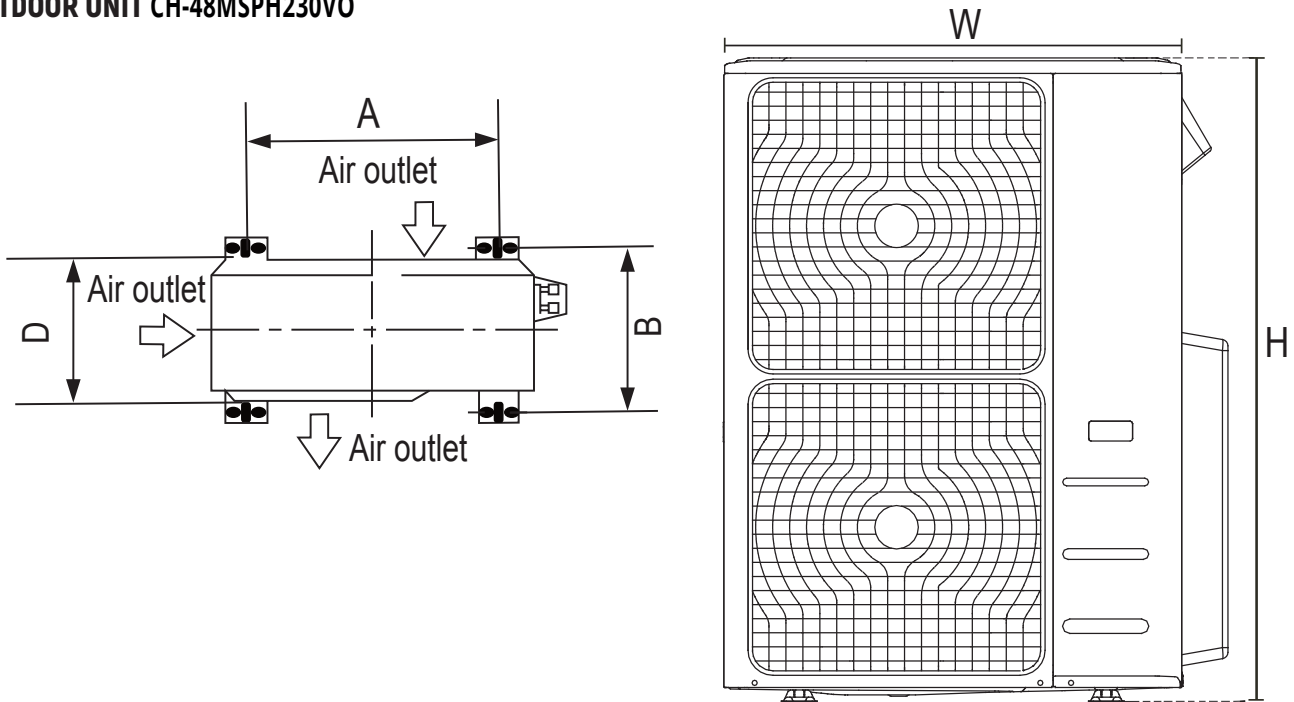
PIPING

Refrigerant piping/Gas side	in	(5x1/4"/3x3/8"+2x1/2")
Max. length for all rooms	ft	262
Max. length for one indoor unit	ft	115
Max. height difference between indoor and outdoor unit	ft	49
Max. height difference between indoor units	ft	33

*No connecting wiring



OUTDOOR UNIT CH-48MSPH230VO



OUTDOOR UNIT DIMENSIONS (in)	MOUNTING DIMENSIONS	
	DISTANCE A (in)	DISTANCE B (in)
W x D x H		
37.48" x 16.34" x 52.48"	24.96"	15.9"



DUCT AIR CONDITIONER WITH HEAT PUMP

Submittal Data Sheet

CH-48MSPH230VO (OUTDOOR UNIT)

Job Name: _____
 Location: _____
 Engineer: _____
 Submitted to: _____
 Submitted by: _____
 Reference: _____

Date: _____
 Approval: _____
 Construction: _____
 Unit #: _____
 Drawing #: _____



This warranty should be registered on our the web-site www.cooperandhunter.us within 60 days of installation. The warranty is only valid when installed by a Licensed HVAC Technician. A warranty period of Seven (7) years on compressor to the original registered end-user. A warranty period of Five (5) years on all parts to the original registered end user. Warranty applies only to products remaining in their original installation location.

GENERAL FEATURES:

- Wi-Fi Ready
- Cold Catalyst Filter
- Self Diagnosis Function
- Golden fin for outdoor and indoor
- Heat pump units can heat & cool up to 5 zones
- Super Silent
- Silver ion filter
- Turbo Operation
- Multi speed fan
- Fixed-Speed Type
- Auto-Restart
- Auto protection
- Auto swing louver

FEATURES OUTDOOR:

- Connect 1, multiple style indoor units:
 - Duct;
- Variable Speed (Inverter) Compressor
- Quiet operation
- Aluminum Golden Hydrophillic pre-coated fins.

COMPATIBILITY TABLE

	INDOOR UNIT
Duct	CH-09MSPHDT-230VI
	CH-12MSPHDT-230VI
	CH-18MSPHDT-230VI
	CH-24MSPHDT-230VI

System	Outdoor Model	CH-48MSPH230VO
Specification	Air flow	CFM 4500
	Noise level	dB(A) 64
	Dimension (W*D*H)	in 37.48x16.34x52.48
	Net/Gross weight	Lb 223.77/255.07
	Refrigerant Type	R410A/162.3
	Refrigerant precharge	ft 125
	Additional charge for each ft	oz 0.32

PERFORMANCE AND EFFICIENCY	Cooling		
	Capacity	Btu/h	48000
	Input	W	4750
	SEER		17.6
	EER	Btu	10.1
	Heating at 47F		
	Capacity	Btu/h	50000
	Input	W	4250
	COP		3.4
	HSPF4		10.1
	HSPF5		8.8
	Heating at 17F		
Rated Capacity	Btu/h	33000	
Heating at 5F (-15°C)			
Max. capacity	Btu/h	36800	

OPERATION TEMPERATURE RANGE

Indoor		Outdoor	
cooling	heating	cooling	heating
62~90 °F	32~86 °F	-13~122 °F	-13~86 °F

ELECTRICAL

Power supply	V/Hz/Ph	208-230V / 60Hz / 1Ph
MCA	A	35.0
MFA	A	50.0
Compressor		
Type	ROTARY	
Input	W	3040
RLA	A	21.0
Fan motor		
Input	W	126
RLA	A	0.39

MCA: Minimum Circuit Ampacity **MFA:** Max. fuse A **RLA:** Rated load A

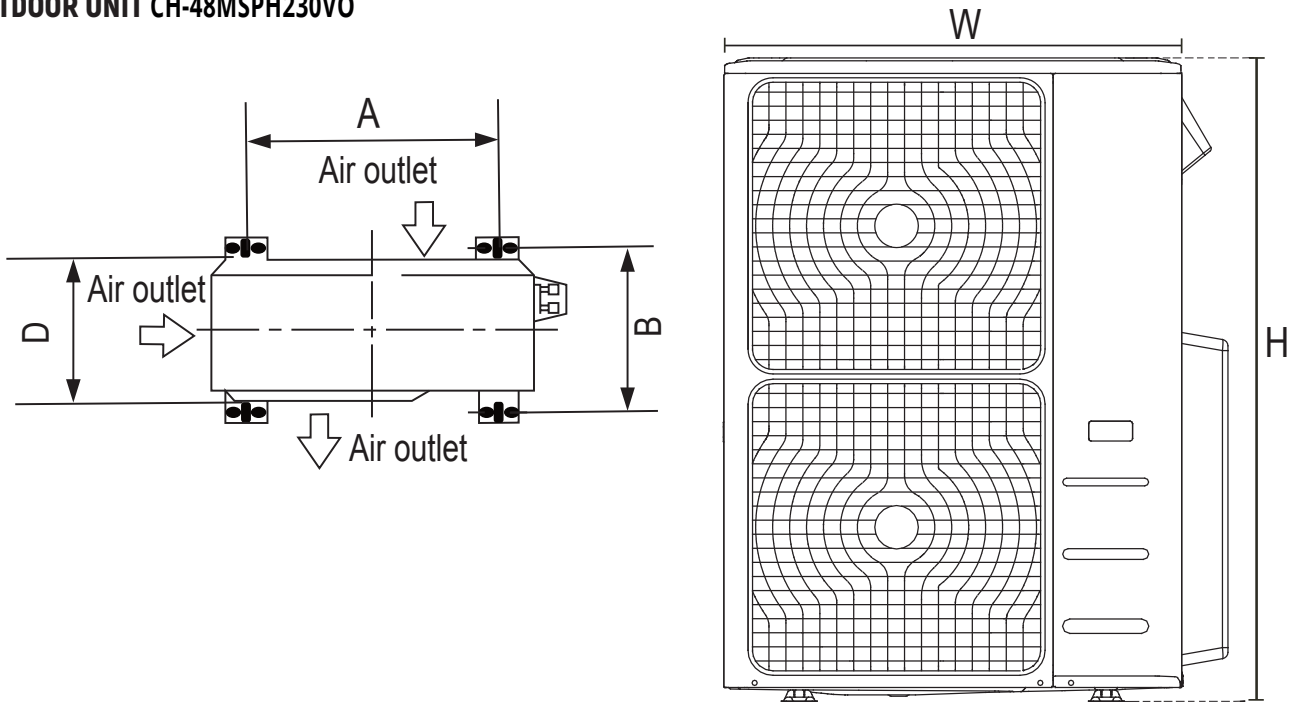
PIPING

Refrigerant piping/Gas side	in	(5x1/4"/3x3/8"+2x1/2")
Max. length for all rooms	ft	262
Max. length for one indoor unit	ft	115
Max. height difference between indoor and outdoor unit	ft	49
Max. height difference between indoor units	ft	33

*No connecting wiring



OUTDOOR UNIT CH-48MSPH230VO



OUTDOOR UNIT DIMENSIONS (in)	MOUNTING DIMENSIONS	
	DISTANCE A (in)	DISTANCE B (in)
W x D x H		
37.48" x 16.34" x 52.48"	24.96"	15.9"